

# Wood Care Solutions™



**World Class Cleaning Solutions®**

# ***NCL...creating performance-driven flooring solutions for over a half century.***

With over 50 years of expertise in the care and maintenance of hard surface floor surfaces, NCL has proudly pioneered new technologies for stone care, ceramic tile maintenance and resilient floor care surfaces.

Now, using advanced wood coatings technology, we provide you an easy-to-follow program for maple gymnasium floors and other commercial wood applications, maintaining wood with a deep, long lasting gloss and superior resistance to scuffing, soils and black heel marking.

We offer simplified wood care programs using water-based finishes that deliver exceptional results and require a minimum of additional training. These water-based products comply with federal VOC standards, as well as state and local VOC regulations. They promote worker safety and a healthier indoor environment while providing outstanding beauty and durability.

## ***Years of Beauty, Safety and Performance***

Wood floors in a modern school represent much more than just a gymnasium. They are a focal point for school activities and a source of great community pride. **The NCL Wood Care Solutions™** program will provide your wood floors with many years of beauty, safety and performance.

**NCL Wood Care Solutions™** provides a simple, complete line of products that can cost effectively maintain wood floor surfaces and achieve maximum performance. The finishes are easy to use, environmentally preferred, water-based single component systems.

NCL's breakthrough wood finish technology improves performance while simplifying product application and maintenance. Now it is easy to maintain attractive, high performance wood floors with confidence in your facility using **NCL Wood Care Solutions™**.

## ***One Component vs Two Component***


Two component water-based finishes have been the market standard because they have clearly out performed single component products with better long term durability, scuff, and heel mark resistance. However, the second component, a catalyst, has health hazards associated with use, and catalyzed product must be applied within 24 hours, known as "pot life".

With new technology, Endura™ Ultra Premium Water-based Urethane Wood Finish is a single component system that out-performs the "market standard" two component finishes.



***Innovative chemistry... superior results...  
Wood Care Solutions™ from NCL!***

***NCL***® ***World Class Cleaning Solutions®***



## VOC's What are they? ...and why are they important in Gym Floor Finishes?

Every floor coating contains two kinds of components, the parts you want (the "solids") that end up on what you are coating. The rest (the liquids, or "volatiles") end up in the air. Some volatiles (the so-called volatile organic compounds, or "VOCs") contribute to air pollution through the creation of Ground Level Ozone. This is especially important indoors, where air volumes are much less and air quality can be easily affected.

### States with Consumer Product VOC Regulations.




**Yellow:** States with VOC regulations

**White:** States that currently do not have VOC regulations.

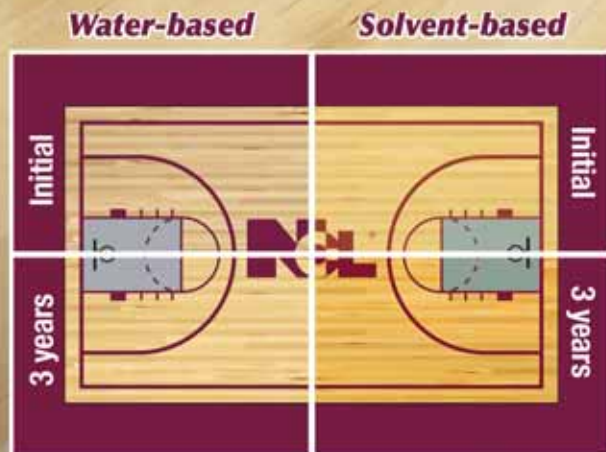
## Water-based coatings are the solution

New technology in water-based wood floor coatings allows systems to be easily formulated at 275 gm/liter or below and yet provide comparable or even improved performance over traditional solvent-based systems. NCL advanced Endura™ formulation has a VOC level of 270 gm/liter.



## Water-based vs Solvent-based

For many years the standard in gym finishes was the solvent-based oil modified urethane. One characteristic of solvent-based finishes is that they "yellow" or "darken" over time. Today gymnasiums incorporate extensive, highly colorful paint schemes and graphics. While many people feel the "yellowing" makes the wood floor look richer, in fact, "yellowing" changes the colors of the graphics and the surrounding room becomes darker as less light is reflected.



NCL water-based wood formulations dry clear, stay clear. They do not "yellow" with age.

## Environmentally Responsible Wood Care

Since launching the EARTH SENSE® Program in the mid-1990's, NCL has been at the forefront of providing the industry with third-party certified, environmentally responsible product choices. The low-VOC, water-based finishes and sealers used in the Wood Care Solutions™ program present distinct end-user advantages for worker safety and the overall health and well being of building occupants compared to traditionally manufactured wood coatings.

In recent years, many states have adopted VOC regulations that are more strict than even federally mandated regulations. As new technologies in chemical formulation allow these safer, more environmentally preferred coatings to rival or exceed solvent based products for performance, choosing the low-VOC products from the Wood Care Solutions™ program is your best wood care purchasing decision...for our planet, and for the health of your employees and guests.



# Wood Care Solutions™

## Wood Finish

Endura™

BREAKTHROUGH  
TECHNOLOGY

### Ultra Premium Water-Based Urethane Wood Finish

Superior resistance to wear, scuffing, black marking, and soil. Unique single component formula means no mixing & no pot life, yet rivals 2-part finish systems for overall performance! VOC compliant every where. Reduces down time associated with traditional solvent-based wood floor products; floors are ready for foot traffic in 24 hours. Ready for heavy traffic in 72 hours. Designed for all types of wood floors; dries crystal clear.

#### Availability

5 Gallon Pail:

Item # 1600-21

4 x 1 Gallon:

Item # 1600-29



## Wood Sealer

Baseline™

### Water-Based Wood Floor Sealer

A VOC compliant formula that seals wood completely. Designed for sports floors and other maple commercial floor surfaces. Rapid drying sealer that will not discolor; reduces panelization.

#### Availability

5 Gallon Pail:

Item # 1602-21

4 x 1 Gallon:

Item # 1602-29



## Daily Cleaner

### Fast Break™

#### Routine Wood Cleaner

Neutral pH formula cleans and conditions wood floors to restore their natural beauty and luster. Uses specially selected, naturally derived ingredients to remove soils from the wood surface. Also use as a tack cleaner on properly sealed wood surfaces.

**Availability**

4 x 1 Gallon: Item # 1603-29



## Prep Cleaner

### Pivot™

#### Intensive Wood Prep Cleaner

Designed for preparing wood surfaces for application of new coats of wood finish. Cleans, conditions existing finish; improves adhesion. Deep cleans surface to help remove scratches and scuffs from floor.

**Availability**

4 x 1 Gallon: Item # 1604-29



## Dust Mop Treatments

### One-On-One™

#### Dust Mop Treatment

Reduces surface wear caused by dust abrasion. Completely removes dust from wood surface. Use for daily or interim dust removal.

**Availability**

4 x 1 Gallon: Item # 1605-29



### Mid-Court™

#### Water-Based Dust Mop Treatment

A VOC Compliant formula designed for all gym and wood finishes. Reduces surface wear caused by dust abrasion. Saves labor by reducing down time associated with traditional mop treatments.

**Availability**

4 x 1 Gallon: Item # 1606-29



## Tool and Accessories

### T-Bar Applicators

Applies a layer of finish to large areas with professional, consistent and even coverage every time.

**Availability**

24" Heavyweight: Item # 1608

18" Heavyweight: Item # 1609

24" Lightweight: Item # 1610

18" Lightweight: Item # 1611



### Maroon Prep Pad

Effectively removes wood coatings and prepares surface for re-coating.

**Availability**

10 x 17" Maroon Prep Pad: Item # 1625

10 x 20" Maroon Prep Pad: Item # 1626



### Floor Coater Refills - Nylofoam®

Specially designed Nylofoam® applies a precise, smooth, lint-free finish to wood floors.

**Availability**

6 x 24"

Floor Coater Refill: Item # 1612

6 x 18"

Floor Coater Refill: Item # 1613



### Sand Screens

Mesh floor sand screens made of strong fibers with uniform open construction and a superior abrasive coating. Available in a range of sizes and grades.

**Availability****80 Grit:**

10 x 17" Sand Screen Item # 1617

10 x 20" Sand Screen Item # 1621

**120 Grit:**

10 x 17" Sand Screen Item # 1619

10 x 20" Sand Screen Item # 1623



# Wood Care Solutions... the NCL Way!

## DAILY MAINTENANCE:

Dust mop the floor frequently to remove all dust and foreign materials.

### DUST MOPPING

1. Dust mop floor surface using a dust mop treated with either ONE-ON-ONE™ Oil-based Dust Mop Treatment or MID-COURT™ Water-Based Dust Mop Treatment.



## ROUTINE MAINTENANCE:

Routinely clean the floor by damp mopping or tacking with towels. Sweep, vacuum and/or dust mop floor surface prior to cleaning with FAST BREAK™ Routine Wood Cleaner for optimum results.

### DAMP MOPPING

1. In a mop bucket / wringer, mix FAST BREAK™ Routine Wood Cleaner at a ratio of 32 ounces concentrate per gallon of cool water (1:4 dilution ratio).
2. Use a clean fresh wet mop. Wring the wet mop out completely so not to flood the surface with cleaning solution. Damp mop, rinsing the wet mop frequently. Mop with the grain of the wood, until the floor is completely free of dirt and foreign material.
3. Allow the floor surface to dry before walking on it.



### TACKING WITH TOWELS

1. In a mop bucket / wringer, mix FAST BREAK™ Routine Wood Cleaner at a ratio of 32 ounces concentrate per gallon of cool water (1:4 dilution ratio).
2. Soak the towels in the bucket of FAST BREAK Routine Wood Cleaner solution. Make sure that they are completely wet. Wring out a towel thoroughly to remove excess cleaner solution until it is just damp.
3. Fold the dampened towel, place on the floor and wrap around a broom. Wipe the floor in long strokes without lifting the towel from the surface. Go with the grain of the wood. Reposition and refold towel frequently to expose a fresh clean surface. Repeat until the floor is completely free of dirt.
4. Allow the floor surface to dry before walking on it.



## INTERIM MAINTENANCE:

Sweep, vacuum and/or dust mop floor surface prior to cleaning with FAST BREAK™ Routine Wood Cleaner for optimum results.

### AUTOMATIC SCRUBBER:

#### TIPS:

- An automatic scrubber must be working properly to clean wood floors. This includes the solution flow, scrubbing pads, squeegees and vacuums. Do not attempt to clean a wood floor using a faulty automatic scrubber.
  - Do not pour cleaning solution directly onto the wood floor.
  - Avoid leaving excess water or cleaning solution on the surface.
  - An individual with a pick-up mop or dry towels should follow behind the scrubber to pick up any standing water.
1. Mix FAST BREAK™ Routine Wood Cleaner at a ratio of 2 ounces concentrate per gallon of cool water (1:64 dilution ratio) in the solution tank of an automatic scrubber. Mount a new red cleaning pad.
  2. Autoscrub the floor surface by applying solution, scrubbing and picking up solution in a single pass. Do not allow water to stand on the floor surface. Pay special attention to corners.
  3. Allow floor surface to dry before walking on it.



## RESTORATIVE MAINTENANCE:


As the floor surfaces ages, it become dirty and scuffed. Most wood floors should be scrubbed and recoated annually. Read and follow instructions on the label for the specific wood finish being applied.

### SCRUB AND RECOAT

1. Dust mop floor surface. Remove chewing gum and other sticky materials with a putty knife.
2. Clean floor surface thoroughly with PIVOT™ Intensive Prep Wood Cleaner following the Deep Cleaning prior to Recoating instructions on the PIVOT™ product label.
3. Follow ROUGHING PROCEDURES on the wood finish label. Use the screening process to remove any marks or scuffs in the finish.
4. Follow FINISH APPLICATION PROCEDURES on the wood finish label.



Members of:



World Class Cleaning Solutions®

401 N. 10th Street • Philadelphia, PA 19123  
www.nclonline.com • e-mail: info@nclonline.com  
1-800-628-2436

Distributed by:

